

Creating a BCCSA Training Portal Account

Before you start:

If you have made another account for other BCCSA programs, such as Training, NCSO®/NHSA™, SiteReadyBC, CCPO or TCP, you can just [log in](#); you will not need to make an account.

Your BCCSA portal account applies to all programs offered, so once you log into one program, your portal account is created.

Ensure you have the following information before you create a BCCSA Training account:

- 1. Your employer's Company Name**
- 2. Your employer's Classification Unit Number (CU Number)**
- 3. Your employer's WorkSafeBC Identification Number**

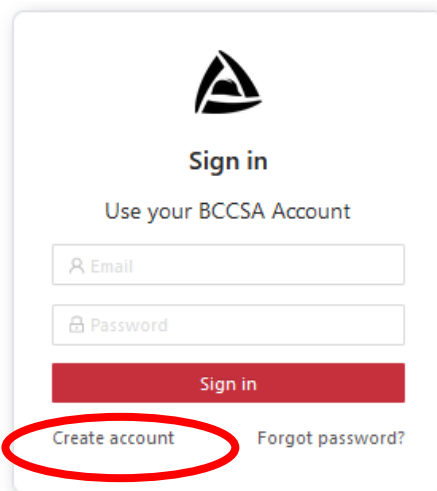
You will need this information to qualify for BCCSA's no cost training policy. If your employer is registered with WorkSafeBC in the Construction Sector (Classification Unit (CU) 72), or CU 704008, or 712033, you are eligible for no cost (free) on some of BCCSA's courses.

If you do not have this information or it does not apply to you, you can still create a BCCSA Training portal account. For example, if you work outside of the qualifying CU Numbers, or if you work for a company that is not registered in BC, or if you are unemployed.

If you wish to add/update this information after you have created an account, or if you have already created a BCCSA account for NCSO®/NHSA™, SiteReadyBC, CCPO or TCP, you can add this information to your account. Please see these instructions below in the section titled 'Modifying an Existing Account' (skip Step 1) to do this, and then move back to Step 2.


Step 1 – Finding the BCCSA portal:

Once you are on the BCCSA portal site, training.bccsa-services.ca, you need to create an account.



Step 2- Creating your account:

You must fill out your information into several fields. All required fields are indicated by a red asterisk (*).


Create your BCCSA account

<p>* First Name <input type="text"/></p> <p>* Email <input type="text"/></p> <p>Password <input type="password"/></p> <p>* Date of Birth <input type="text" value="yyyy-mm-dd"/> <small>Company</small></p>	<p>* Last Name <input type="text"/></p> <p>* Email confirmation <input type="text"/></p> <p>Password verification <input type="password"/></p> <p><input type="text" value="Unknown Employer"/> <small>Company</small></p>
---	--

Address and Contact


<p>* Street Address <input type="text"/></p> <p>* City <input type="text"/></p> <p>* Postal Code <input type="text"/></p>	<p>Street Address 2 <input type="text"/></p> <p>* Province <input type="text"/></p> <p>* Mobile Number <input type="text"/></p>	<p>* Country <input type="text"/></p> <p>Other Number <input type="text"/></p>
---	---	--

Already have a BCCSA account?

I agree that I have read and understand the [BCCSA Website Terms of use](#) and [Privacy Policy](#) and agree to be bound by both

Company Selection

You can select your company here:


Create your BCCSA account

<p>* First Name <input type="text"/></p> <p>* Email <input type="text"/></p> <p>Password <input type="password"/></p> <p>* Date of Birth <input type="text" value="yyyy-mm-dd"/> <small>Company</small></p>	<p>* Last Name <input type="text"/></p> <p>* Email confirmation <input type="text"/></p> <p>Password verification <input type="password"/></p> <p><input style="border: 2px solid red;" type="text" value="Unknown Employer"/> <small>Company</small></p>
---	---

Address and Contact

<p>* Street Address <input type="text"/></p> <p>* City <input type="text"/></p> <p>* Postal Code <input type="text"/></p>	<p>Street Address 2 <input type="text"/></p> <p>* Province <input type="text"/></p> <p>* Mobile Number <input type="text"/></p>	<p>* Country <input type="text"/></p> <p>Other Number <input type="text"/></p>
---	---	--

Already have a BCCSA account?

I agree that I have read and understand the [BCCSA Website Terms of use](#) and [Privacy Policy](#) and agree to be bound by both

If your employer is registered with WorkSafeBC in the Construction Sector (Classification Unit (CU) 72), or CU 704008, or 712033, you are eligible for no cost (free) on some of BCCSA's courses.

If you qualify for no cost training, you must select your employer in the company selection list.

If you are not currently employed, or your company is not yet registered with WorkSafeBC, keep 'Unknown Employer' selected (it is selected by default). If this applies to you, click 'Sign Up' and move to step 3.

Qualifying companies will be listed in our company database. Note that if your employer has been created recently (within one month), our database might not be updated. Please contact us if this is the case.

You must have your employer's WorkSafeBC ID Number to link your employer to your BCCSA portal account. If you do not have this number, BCCSA cannot provide it. You need to consult your company.

To find your employer in our database, you must enter the correct legally registered name of the company (acronyms for example will not work). You can also search the data base using your employer's WorkSafeBC ID Number.

Click on the icon next to **Unknown Employer** as shown below:



Type your company's name or WorkSafe ID number into the search bar.

A screenshot of a company selection search interface. The search bar is circled in red. Below the search bar is a "Name" field and a message "Please, type a company name above!". At the bottom, there is a link "Unable to find your company? You can always select Unknown Employer".

A list of companies will appear. Select your employer by pressing 'Select'.

Once you select your company, you will need to confirm the company's WorkSafeBC Number, as shown below.

Employement company confirmation

Company Name	Company City
<input type="text" value="Test Organization"/>	<input type="text" value="N/A"/>

Please, confirm the company "Test Organization" Worksafe ID to confirm your employment with it

If you don't know this number, please, contact your employer!

You must have your company's WorkSafeBC Number to do this. If you do not have this number, BCCSA cannot provide it. You need to consult your company.

For no cost training eligible courses, a credit card is still required. You will only be charged if your employer's Classification Unit Number (CU) does not qualify, or if you withdraw from the course outside of BCCSA's cancellation policy.

If you already have an account and wish to change your employer, go to the 'Modifying an Existing Account' section of this guide below.

After all your information has been added, click 'Sign Up'.

Step 3- Activate your account:

After you enter your information and submit it, a confirmation code will be sent to your email. Copy this code and paste it into the following field:

Confirm your BCCSA account

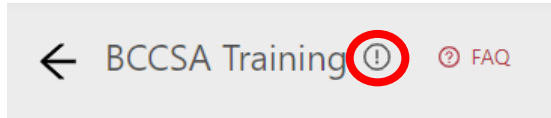
* Confirmation code

[Haven't received the confirmation email?](#)

Once this code is entered, you will have to reconfirm your personal information. Upon confirmation, your account will be activated.

Modifying an Existing Account

If you need to add your employer after your account is created, or if you change employers, you can go into your user profile and edit your employer. Click the exclamation mark near your name in your account to do this.



Next, click 'See More'



Once you click the exclamation mark, locate the company cell.

Profile

* First Name	<input type="text" value="BCCSA"/>	* Last Name	<input type="text" value="Training"/>
* Email	<input type="text" value="training@bccsa.ca"/> Confirmed		
BCCSA Training Specific			
Name on Certificate	<input type="text" value="BCCSA Training"/>		
Other			
* Date of Birth	<input type="text" value="2023-07-18"/>	Company	<input type="text" value="Unknown Employer"/>

You can change/modify your employer using the same steps as outlined above.